




**SeekTeachers**<sup>TM</sup>  
e d u c a t i n g   t h e   w o r l d

# Attestation Guide for the UAE



Copyright © SeekTeachers





## DOCUMENT ATTESTATION GUIDE

**Read ALL information provided in this guide to ensure you are completing the appropriate steps and attesting all required documents. Delays in submitting attested documents may impact your immigration and delay departures.**

### UAE – Attestation Process

In brief, the process of attesting documents is as follows:

1. Documents are certified by either a Solicitor or Notary.
2. Foreign Commonwealth Office (FCO).
3. Legalised by the embassy of the country you are going to.

Countries which we commonly process document attestation are as follows: UAE, Qatar, Kuwait, Oman, Saudi Arabia, Egypt, Vietnam, Philippines. If there is a country not listed, please inform your consultant to see how we can be of help to you.

The legalisation process can be completed by an individual but you will need to set aside 3-5 days as a minimum, (often longer) and it can be stressful and confusing. We recommend that teachers be prepared for a two week process in case of any delays by authorities.

Stating the following in the body of the email to help you process your application faster:

- Your nationality
- Documents to be attested
- Country of destination
- Your telephone number (inc intl code)
- Your email address

Alternatively, contact your consultant to find out about this valuable, time saving, peace of mind service.

### What does attestation mean?

*Attestation is sometimes also referred to as certification or legalization. Having documents attested confirms the validity of foreign documents to the UAE government.*

### Why do I need to attest my documents?

*In order to process a **visa** for yourself and family members, the government of the United Arab Emirates requires the appropriate foreign documents to be attested by the government in their country of origin.*

### How do I know what steps to follow to have my documents attested?

*This guide has been broken down into country specific instructions to assist you in completing the attestation process. In addition, we provide the contact information of our partner agencies who can attest all the documents for you so that you can sit back and spend time planning your exciting move to the UAE.*



# SeekTeachers™

e d u c a t i n g t h e w o r l d


## **What do I do once I have completed the attestation process?**

*Submit scanned colour copies of your attested degree and teaching license. Scan all pages which show each level of attestation and email them to your International SeekTeachers Consultant. Keep the paper copies of these documents as you are required to bring them with you to the UAE.*

*Attested copies of documents required to sponsor a spouse or dependent or for medication do not need to be submitted to SeekTeachers; however you will need to bring these documents with you to the UAE. **Keep attested copies and originals in a safe place as you will need to bring them with you to the UAE.***

## **IMPORTANT!!!**

**Attestation is complete once documents have the stamp from the UAE Embassy  
Attestation of required documents is the responsibility of the candidate**






## Attested Documents Required for All Candidates

Candidates successfully offered a position in the UAE will be provided with a residence visa. To obtain your residence visa you must attest your highest university degree and your teaching license.

<b>ALL APPLICANTS MUST ATTEST THE FOLLOWING DOCUMENTS</b>	
<b>UNIVERSITY DEGREE</b>	<ul style="list-style-type: none"><li>• Attest a copy of your highest degree – Bachelors, Masters, PHD</li><li>• Specialists Degrees are <b>not</b> recognized in the UAE</li></ul>
<b>TEACHING LICENSE</b>	<ul style="list-style-type: none"><li>• Attest your most recent/active teaching certification/license</li></ul>
<b>If these documents will not be attested prior to the interview session, you will need to send electronic copies to your International SeekTeachers consultant as soon as they are available.</b>	

### **IMPORTANT:**

**If you are traveling alone to the UAE, your University Degree and Teaching Certificate are the only documents which you will be required to submit.**





## Attested Documents Required for a Spouse or Dependent(s)

Please see the chart below if you are planning to travel to the UAE with a **spouse and/or dependents** as you will be required to attest additional documents.

ATTESTATION FOR APPLICANTS BRINGING A SPOUSE OR CHILD TO THE UAE	
<b>MARRIAGE CERTIFICATE</b>	<ul style="list-style-type: none"><li>In order to sponsor your spouse on your residence visa, you must attest your marriage certificate/license</li></ul>
<b>CHILDREN'S BIRTH CERTIFICATES</b>	<ul style="list-style-type: none"><li>In order to sponsor a child on your residence visa, you must attest their birth certificate</li><li>Only attest the birth certificates of the children who will be living with you in the UAE</li></ul>
<b>DIVORCE DECREE/SPOUSE'S DEATH CERTIFICATE</b>	<ul style="list-style-type: none"><li>Attesting a divorce decree or spouse's death certificate is only required if you are bringing children with you to the UAE</li></ul>
<b>LETTER FROM CHILD'S FATHER</b>	<ul style="list-style-type: none"><li>If you are bringing a child with you to the UAE and the child's father will not be living in the UAE a letter from the child's father is required stating <b>he authorizes the mother to sponsor the child(ren) for residence in the UAE</b>. These bolded words must appear in the document.</li><li>Mother's with full custody must have court documents attested</li></ul>
You may find it more cost effective to attest these additional documents along with your highest degree and teaching license. However, attested documents for your spouse, dependents or medications are not required at the interview session.	



## Attested Documents for Restricted Medication

If you are taking medication, it is recommended that you review the UAE's restricted medication list to ensure you attest appropriate documentation.

ATTESTATION MAY BE REQUIRED TO BRING CERTAIN MEDICATIONS INTO THE UAE	
RESTRICTED MEDICATION	<ul style="list-style-type: none"><li>• Check to see if your prescription medication appears on the UAE restricted medication list <a href="http://www.uaeinteract.com/travel/drug.asp">http://www.uaeinteract.com/travel/drug.asp</a></li><li>• Contact the UAE Embassy and your doctor to ensure the correct procedures followed</li></ul>
You may find it more cost effective to attest these additional documents along with your highest degree and teaching license.	

## Country-Specific Attestation Process

*The attestation process is dependent on the documents' place of origin. Documents need to be attested by the appropriate **governing bodies** and by the **UAE Embassy** in the **country of their origin**.*

*For example, if you have a UK teaching license and you are currently residing in the USA, you need to have your teaching license attested by the appropriate governing bodies and UAE Embassy in the UK.*

*Please be reminded candidates are required to complete **all steps** outlined in the country specific instructions. Attestation is complete once documents have been stamped by the UAE Embassy in the documents place of origin.*

### IMPORTANT

**PLEASE BE ADVISED IT IS YOUR RESPONSIBILITY TO ENSURE DOCUMENTS ARE ATTESTED PROPERLY**

To avoid any issues, please contact the appropriate governing body, prior to submitting documents to ensure you are sending the correct documents and associated fees.



# SeekTeachers™

educating the world

## ATTESTATION THROUGH OUR PARTNER AGENCIES WORLDWIDE

Attesting your documents through our partner agencies allows you to sit back and plan your exciting move to the UAE. Attestation is guaranteed to be completed within a short period and at a reasonable price. Let the professionals take care of it.

### Canada

#### DOCUMENTS ORIGINATING IN CANADA



Candidates with documents originating in Canada are encouraged to use **INTERNATIONAL DOCUMENTS CANADA (IDC)**

SeekTeachers has partnered with IDC to assist SeekTeachers candidates with document attestation process. Based in Ottawa, Canada- IDC offers a reliable and efficient service.

<http://info.idocscanada.ca/seekteachers/> OR AT [SeekTeachers@idocscanada.ca](mailto:SeekTeachers@idocscanada.ca)

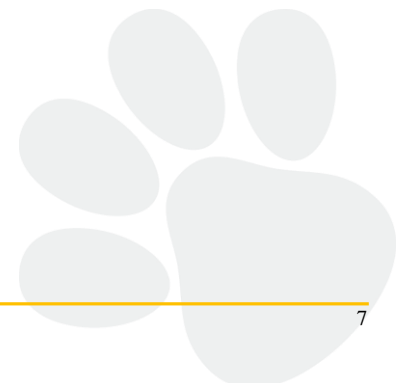
### USA

#### DOCUMENTS ORIGINATING IN THE USA



Candidates with documents originating in the USA are encouraged to use **ProEx Delivery**. SeekTeachers has partnered with ProEx Delivery to assist SeekTeachers candidates with document attestation process. Based in Washington, D.C. - ProEx Delivery offers a reliable and efficient service

<http://www.goproex.com/#!welcome/cws> or at [SeekTeachers@goproex.com](mailto:SeekTeachers@goproex.com)





# SeekTeachers™

educating the world

## UK & Republic of Ireland

### DOCUMENTS ORIGINATING IN THE UK & Ireland



Attesting your documents in the UK can be a confusing and lengthy process. If you are based in Ireland or the UK, SeekTeachers has join up with a leading company that has offices in the UK and in Dubai to help you get your documents attested securely and

Email your enquiry to [uk.attestation@SeekTeachers.com](mailto:uk.attestation@SeekTeachers.com) or visit <http://www.argentum-llc.com/seek-teachers/>

## Australia & New Zealand

### DOCUMENTS ORIGINATING IN AUSTRALIA & New Zealand



If you are a teacher with documents from Australia or New Zealand and need a top quality service to get the documents notarised contact SeekTeachers partners who can provide you with a highly efficient and reliable service.

Email your enquiry to [uk.attestation@SeekTeachers.com](mailto:uk.attestation@SeekTeachers.com) or visit <http://www.argentum-llc.com/seek-teachers/>

## South Africa

### DOCUMENTS ORIGINATING IN SOUTH AFRICA



If you are a teacher with documents from South Africa and need a top quality service to get the documents notarised contact SeekTeachers partners who can provide you with a highly efficient and reliable service. South African Teachers email [sa.attestation@SeekTeachers.com](mailto:sa.attestation@SeekTeachers.com)





## MANUAL ATTESTATION

If you rather attest the documents yourself without the help of an agency, the process requires the steps listed below. To avoid any issues, please contact the appropriate governing body, prior to submitting documents to ensure you are sending the correct documents and associated fees. Kindly be reminded it is the candidate's responsibility to ensure all appropriate documentation is attested correctly.

### Canada

<b>DOCUMENTS ORIGINATING IN CANADA</b> 	
<b>DOCUMENTS ORIGINATING IN CANADA ARE ATTESTED THROUGH THE FOLLOWING STEPS</b>	
<b>1) Notary Public</b>	<b>Generally copies of original documents</b> are attested. Copies of the originals must be signed and sealed by a registered notary.
<b>2) Foreign Affairs and International Trade Canada</b>	Mail or submit documents in person to the <b>Foreign Affairs and International Trade Canada</b> for attestation. Please visit the following link for further information: <a href="http://www.international.gc.ca/about-a_propos/attestation-authentication_documents.aspx?view=d">http://www.international.gc.ca/about-a_propos/attestation-authentication_documents.aspx?view=d</a>
<b>3) UAE Embassy in Canada</b>	<b>The UAE Embassy in Canada</b> will attest documents that originate in Canada and have been notarized and attested by the Canadian Department of Foreign Affairs. In order to attest your University Degree, the UAE Embassy requires a sealed copy of your <b>transcripts</b> to be sent directly from your University. Please visit the following link for further information: <a href="http://www.uae-embassy.ae/ca">www.uae-embassy.ae/ca</a>



## USA



### DOCUMENTS ORIGINATING IN THE USA

#### DOCUMENTS ORIGINATING IN THE USA ARE ATTESTED BY THE FOLLOWING STEPS

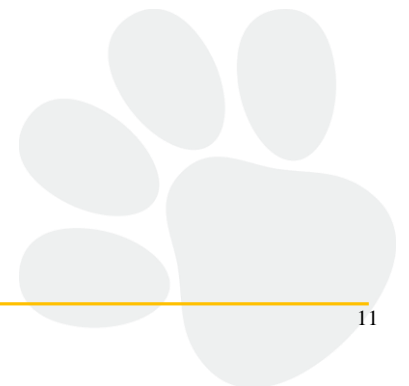
<b>1) Notary Public</b>	<b>Generally copies of original documents</b> can be attested. Copies of the originals must be signed and sealed by a registered notary.
<b>1a)</b>	Candidates with a teaching license or degree originating in <b>Alabama, Delaware, Georgia, Kentucky, Maryland, New York, Ohio Oklahoma, Tennessee</b> must have their documents certified with a County Clerk in this area prior to sending them to the Secretary of State. This only applies for the attestation of the <b>teaching license</b> and <b>highest degree</b> .
<b>2) Secretary of State</b>	Generally documents need to be attested from their state of origin. Inquire with your local Secretary of State to inquire if they will certify documents issued from a different state – in some cases this is possible. Submit documents and request the attestation/certification which is appropriate for documents to be used in the UAE, this attestation is NOT an apostille. <b>Advise you have a contract for employment in the UAE and require your documents to be appropriately certified.</b> Please visit the link below for contact details for each Secretary of State: <a href="http://www.e-secretaryofstate.com/">http://www.e-secretaryofstate.com/</a>
<b>3) US Department of State –Attestation Division</b>	Submit documents to the US State Department for attestation. <b>Important:</b> <i>If you choose not to send documents through ProEx, have documents returned to you directly, not sent to the UAE Embassy. This ensures the documents are not</i>



# SeekTeachers™


educating the world

	<p><i>lost in transit and have been properly processed.</i></p> <p>Please visit link below for further information: <a href="http://www.state.gov/m/a/auth/">http://www.state.gov/m/a/auth/</a></p>
<b>4) UAE Embassy in the USA</b>	<p>Submit documents along with the items listed below to the UAE Embassy in Washington DC for the final attestation. Please visit the following website for further information: <a href="http://www.uaeembassy.org/embassy/consulate-services/legalization-of-documents">http://www.uaeembassy.org/embassy/consulate-services/legalization-of-documents</a></p>
<p>a) Diploma accompanied by a <b>print out</b> from the U.S. Department of State showing your University is accredited.</p> <p>Please visit the following website to search for your University/College <a href="http://ope.ed.gov/accreditation/Search.aspx">http://ope.ed.gov/accreditation/Search.aspx</a></p>	
<p>b) Money order/cashier's check with the appropriate fee, payable to <b>The Embassy of the United Arab Emirates.</b></p>	
<p>c) If you send your documents, please include a pre-paid self addressed return</p>	





UK

DOCUMENTS ORIGINATING IN THE UK ARE ATTESTED BY THE FOLLOWING STEPS 	
<b>1) Certification with Notary Public or Solicitor</b>	<p><b>Generally copies of original documents</b> can be attested. Please have the notary public/solicitor complete the following steps:</p> <ul style="list-style-type: none"><li>a) The notary public/solicitor will sign that the copy of your documents are a true copy of the original</li><li>b) The notary public/solicitor will sign your documents with their personal signature in ink (not the company signature) and clearly print their name under the signature.</li><li>c) The date of certification should appear on the document.</li><li>d) The document must also have the notarial seal stamped or embossed on the document if the notary public is from England, Wales or Northern Ireland. The seal/stamp is not a requirement for certification in Scotland; however they may use it on your documents.</li></ul>
<b>2) Foreign &amp; Commonwealth Office for legalization</b>	<p>Submit documents to the FCO office in London or the Irish Ministry of Foreign Affairs depending on the origin or your documents for <b>legalisation</b>.</p> <p><b>The FCO will legalise certificated document(s) submitted by post.</b></p> <p>Please see the following link for further information: <a href="http://www.fco.gov.uk/en/about-us/what-we-do/services-we-deliver/legal-services/Legalisation/">http://www.fco.gov.uk/en/about-us/what-we-do/services-we-deliver/legal-services/Legalisation/</a></p> <p>Please <b>print</b> and complete the Legalisation Application Form from the FCO website. Complete all fields on the application or your application will be rejected. Post your application form, documents and payment (£30.00 per document) in an A4 envelope.</p>
Teachers who are overseas, not living in the UK at this time should visit this page; <a href="http://www.fco.gov.uk/en/about-us/what-we-do/services-we-deliver/legal-services/Legalisation/030-Links/Overseas-Customer-Address">http://www.fco.gov.uk/en/about-us/what-we-do/services-we-deliver/legal-services/Legalisation/030-Links/Overseas-Customer-Address</a>	



Irish Ministry of Foreign Affairs- Please visit the following website for further information:

<http://foreignaffairs.gov.ie/home/index.aspx?id=268>

### 3) UAE Embassy in London - Cultural Attaché Division -

Submit documents to the UAE Embassy in London – Cultural Attaché Division.  
Please visit the website below for further information.  
Click on the menu item “*Legalisation*”.  
<http://www.uaeembassyuk.net/>

## Republic of Ireland

DOCUMENTS ORIGINATING IN IRELAND ARE ATTESTED BY THE FOLLOWING STEPS



### 1) Notary Public

**Generally copies of original documents** can be attested. Copies of the originals must be however signed and sealed by a registered notary.  
Please note – having documents signed at the police station is not sufficient and will not be recognized for steps 2 & 3

### 2) Department

Foreign Affairs  
Dublin

Submit documents to the Department of Foreign Affairs.  
Please visit the following website for further information:  
<http://www.dfa.ie/home/index.aspx?id=268>

### 3) Arab-Irish Chamber of Commerce – Dublin / UAE Embassy

Submit documents to the Arab-Irish Chamber of Commerce  
Please visit the following website for further information:  
<http://www.jaicc.ie/contact>

Here your documents will be sent directly to the UAE Embassy in Dublin for final attestation.

## Australia

DOCUMENTS ORIGINATING IN AUSTRALIA ARE ATTESTED BY FOLLOWING STEPS





# SeekTeachers™

educating the world

<b>1) Notary Public</b>	<b>Generally copies of original documents</b> can be attested. Copies of the originals must be however signed and sealed by a registered notary.
<b>2) Department of Foreign Affairs &amp; Trade</b>	Submit documents to the Department of Foreign Affairs and Trade for attestation. Please visit the following website for further information: <a href="http://www.smarttraveller.gov.au/authen.html">http://www.smarttraveller.gov.au/authen.html</a>
<b>3) UAE Embassy in Australia</b>	Submit documents to the UAE Embassy in Australia. Please visit the following link for information: <a href="http://uae-embassy.ae/Embassies/au/Content/776">http://uae-embassy.ae/Embassies/au/Content/776</a>

## New Zealand

<b>DOCUMENTS ORIGINATING IN NEW ZEALAND ARE ATTESTED BY THE FOLLOWING STEPS</b> 	
<b>1) Notary Public</b>	<b>Generally copies of original documents</b> can be attested. Copies of the originals must be however signed and sealed by a registered notary.
<b>2) Department of Internal Affairs</b>	Submit documents to the Department of Internal Affairs. Once attested with the Department of Internal Affairs they will be passed on for attestation by Ministry of Foreign Affairs & Trade – then returned to you. Please visit the following website for further details: <a href="http://www.dia.govt.nz/Services-Document-Attestation-Index#CategoryA">http://www.dia.govt.nz/Services-Document-Attestation-Index#CategoryA</a>
<b>3) UAE Embassy in Australia</b>	Submit documents to the UAE Embassy in Australia – the UAE does not have an Embassy in New Zealand. Please visit the following link for further information: <a href="http://uae-embassy.ae/Embassies/au/Content/776">http://uae-embassy.ae/Embassies/au/Content/776</a>

## South Africa

<b>DOCUMENTS ORIGINATING IN SOUTH AFRICA</b> 
--



Depending on the document, there are very specific steps for attestation. Generally copies of the required documents are notarized, the sent through to complete the attestation process. The following website provides information and contact details so the attestation process can be completed properly.

<http://www.dfa.gov.za/consular/legalisation.htm>

Documents will require an apostille and receive final attestation at the South African UAE Embassy.

## FREQUENTLY ASKED QUESTIONS ABOUT ATTESTATION

### **Once I have my documents attested do I submit them to Seekteachers?**

Please scan and send electronic copies of your attested documents to your International SeekTeachers consultant. Your consultant will forward them to THE UAE. Keep your attested documents in a safe place – they need to be brought with you to the UAE.

### **Where can I find a notary?**

You can find a Notary Public by checking a telephone directory.

### **What is the difference between a foreign use stamp and an apostille?**

Different types of attestation are required for different countries. An apostille is not the correct attestation. The UAE requires regular attestation, often referred to as a **foreign use stamp**. If the Secretary of State is unfamiliar with the term foreign use stamp, please advise you have a contract for employment in the UAE and require your documents to be appropriately certified.

### **Do I need to have my transcripts attested?**

No. Transcripts are not attested; however Canadians must submit sealed transcripts to the UAE Embassy in order to have their highest degree attested.

### **Will my Specialist Degree be recognized as my highest degree received?**

No. The UAE only recognizes Bachelor's, Master's and Doctorate degrees.

### **Do I need to attest my birth certificate or my husband's birth certificate?**

No. Only attest the birth certificate(s) of your child(ren) who will be living with you in the UAE.

### **My medication is not on the restricted list; do I need to attest anything?**

If your medication is not on the restricted list it should be fine to bring it with you into the UAE. However you should always bring your doctor's prescription when travelling with medication. If you are unsure about any medications you are taking- please call the UAE Embassy to double check.

<http://www.uaeinteract.com/travel/drug.asp>



**Can I attest a copy of an original document?** Generally copies of originals, which have been notarized/certified by a notary, can be attested. Please call the different government bodies to ensure this is acceptable prior to starting the process.

**Can I travel with my child(ren), without the child(ren)'s other parent?**

Yes, however you need to bring a letter of permission from the other parent or the full custody document. Woman bringing their child(ren) into the UAE without the father need to have an attested letter from the father stating “**authorizes the mother to sponsor the child(ren) for residence in the UAE**” and/or have attested full custody documents.

**I live in Texas and have a diploma from New York, can the Secretary of State in Texas attest my document?**

Generally, documents need to be attested from their state of origin; however in some cases out of state documents can be attested. Please call the Secretary of State where you are residing and inquire. If they are unable to attest it, you must mail your document to the Secretary of State from where the document originates.

**I have a marriage certificate from a country outside of where I am currently residing – how do I get this document attested?**

Call the Embassy associated with the country from which your marriage certificate originates – inquire whether attestation is possible out of country. If it is not possible, you may want to consider obtaining a marriage certificate from the country you are currently residing.

**How long does the attestation process take?**

The entire process can take 5 days and up to 6 weeks – get started as soon as possible!

**Where can I get more information about the attestation process?**

Please use the partner links provided on page 6-7 in the Attestation Guide to assist you.

**Will I be reimbursed for any costs associated with document attestation?**

No, any expenses incurred are the candidate’s responsibility.

**Contact Directory**

Government Department	Website	Mailing address *In person submissions may have different address	Telephone Contact
Foreign Affairs and International Trade Canada	<a href="http://international.gc.ca/about-a_propos/attestation-authentication-documents.aspx?view=d">http://international.gc.ca/about-a_propos/attestation-authentication-documents.aspx?view=d</a>	The Department of Foreign Affairs, and International Trade (DFAIT), Attestation and Service of Documents Section (JLAC) 125 Sussex Drive, Ottawa, Ontario, Canada, K1A 0G2, Tel. No. 613-995-0119 In-person Drop Off: The	1-800-267-8376





# SeekTeachers™

educating the world

		Department of Foreign Affairs, and International Trade (DFAIT), Attestation and Service of Documents Section (JLAC) 111 Sussex Drive, Ottawa, Ontario Walk-in Hours: Monday to Friday 10:30 AM – 12:00 PM and 2:00-3:00 PM	
UAE Embassy Canada	<a href="http://www.uae-embassy.ae/Embassies/ca">http://www.uae-embassy.ae/Embassies/ca</a>	Consular Section - UAE EMBASSY 125 Boteler St. Ottawa, ON K1N 0A4	1-613-565-7272
Secretary of State	<a href="http://www.e-secretaryofstate.com/">http://www.e-secretaryofstate.com/</a>	View website for specific details	View website for specific details
US Department of State	<a href="http://www.state.gov/m/a/auth/">http://www.state.gov/m/a/auth/</a>	U.S. Department of State Attestations Office 518 23rd Street, NW SA-1 Columbia Plaza Washington, DC 20520	1-202-647-7039
UAE Embassy USA	<a href="http://www.uae-embassy.org/embassy/consulate-services/legalization-of-documents">http://www.uae-embassy.org/embassy/consulate-services/legalization-of-documents</a>	Embassy of the United Arab Emirates 3522 International Court, NW Suite 100 Washington, DC 20008	1-202-243-2415
ProEx Delivery	<a href="http://www.goproex.com">http://www.goproex.com</a>	5185 MacArthur Boulevard NW, #710, Washington DC	1-202-298-6550
Help finding a Notary Public/Solicitor in the UK	<p>Solicitors in England and Wales: <a href="http://www.lawsociety.org.uk/home.law">http://www.lawsociety.org.uk/home.law</a></p> <p>Notaries Public in England and Wales: <a href="http://www.facultyoffice.org.uk/Notaries1.html">http://www.facultyoffice.org.uk/Notaries1.html</a></p> <p>Solicitors and Notaries Public in Scotland: <a href="http://www.lawscot.org.uk/">http://www.lawscot.org.uk/</a></p> <p>Solicitors and Notaries Public in Northern Ireland:</p>		



# SeekTeachers™

educating the world

		<a href="http://www.lawsoc-ni.org/">http://www.lawsoc-ni.org/</a>	
<b>Foreign &amp; Commonwealth Office – UK</b>	<a href="http://www.fco.gov.uk/en/about-us/what-we-do/services-we-deliver/legal-services/Legalisation/">http://www.fco.gov.uk/en/about-us/what-we-do/services-we-deliver/legal-services/Legalisation/</a>	<b>Legalisation Office</b> Norfolk House West 437 Silbury Boulevard Milton Keynes MK9 2AH	44-3700-00-22-44
<b>UAE Embassy UK</b>	<a href="http://www.uaeembassyuk.net/">http://www.uaeembassyuk.net/</a>	<b>Embassy of the UAE</b> 30 Princess Gate London, SW7 1PT	44-20-7581-1281
<b>Department of Foreign Affairs - Republic of Ireland</b>	<a href="http://www.dfa.ie/home/index.aspx?id=268">http://www.dfa.ie/home/index.aspx?id=268</a>	<b>Consular Section</b> <b>Department of Foreign Affairs</b> 80 St. Stephen's Green Dublin 2 <i>Munster Area – Consular Services</i> <b>Department of Foreign Affairs</b> 1A South Mall Cork	01-408-2174
<b>Arab-Irish Chamber of Commerce</b>	<a href="http://www.iaicc.ie/contact">http://www.iaicc.ie/contact</a>	60 Merrion Square, Dublin 2 Ireland	353-1-622-4451
<b>Department of Foreign Affairs &amp; Trade – Australia</b>	<a href="http://www.dfat.gov.au/contacts.html">http://www.dfat.gov.au/contacts.html</a> <a href="http://www.smartraveller.gov.au/authenticate.html">http://www.smartraveller.gov.au/authenticate.html</a>	<i>Queensland</i> <b>Consular Section</b> <b>Department of Foreign Affairs</b> GPO Box 879 Brisbane, QLD, 4001 <i>Victoria</i> <b>Australian Passport Office (Notarial Unit)</b>	61 2-6261-1111



# SeekTeachers™

educating the world

		Level 13, Casselden Plae 2 Lonsdale Street (Corner Spring Street) Melbourne, VIC 3000	
<b>UAE Embassy – Australia</b>	<a href="http://uae-embassy.ae/Embassies/au/Content/776">http://uae-embassy.ae/Embassies/au/Content/776</a>	<b>Embassy of the UAE 12 Bulwarra Close, O’Malley, ACT 2606 Australia</b>	61 2-6286-8802
<b>Department of Internal Affairs – New Zealand</b>	<a href="http://www.dia.govt.nz/Services-Document-Attestation-Index#CategoryA">http://www.dia.govt.nz/Services-Document-Attestation-Index#CategoryA</a>	<b>Attestation Unit, Department of Internal Affairs, PO Box 805, Wellington 6140</b>	0800-872-675
<b>South African – UAE Embassy</b>	<a href="http://www.dfa.gov.za/consular/legalisation.htm">http://www.dfa.gov.za/consular/legalisation.htm</a>	<b>South Africa – UAE Embassy Pretoria 992, Arcadia St, Arcadia 0083, Pretoria, South Africa</b>	27-12-34-277-36

